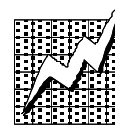




**PENNSYLVANIA DEPARTMENT OF CORRECTIONS
MONTHLY POPULATION REPORT
AS OF DECEMBER 31, 2000**



PA DOC Monthly Population v. Capacity				
	Institution	Total Institution Population	Capacity	Percent of Capacity
	Albion	1,976	1,220	162.0
	Cambridge Springs	655	764	85.7
	Camp Hill	3,287	2,059	159.6
	Chester	873	656	133.1
I	Coal Township	1,676	964	173.9
N	Cresson***	1,303	888	146.7
S	Dallas	1,896	1,232	153.9
T	Frackville	1,007	717	140.4
I	Graterford	3,125	2,446	127.8
T	Greene	1,691	1,332	127.0
U	Greensburg	838	566	148.1
T	Houtzdale	1,839	1,220	150.7
I	Huntingdon	1,935	1,412	137.0
O	Laurel Highlands	371	434	85.5
N	Mahanoy	1,979	1,220	162.2
S	Mercer	1,064	579	183.8
	Muncy	841	649	129.6
	Pittsburgh	1,747	1,528	114.3
	Quehanna Boot Camp	231	230	100.4
	Retreat	844	458	184.3
	Rockview	1,894	1,062	178.3
	Smithfield	1,204	652	184.7
	Somerset	1,976	1,220	162.0
	Waymart*	1,278	1,179	100.3
	Waynesburg	478	483	99.0
CCC's	CCC - Eastern**	59	141	41.8
	CCC - Central**	153	241	63.5
	CCC - Western**	68	138	49.3
Contract Facilities	Contract Facility-Eastern**	346	--	--
	Contract Facility-Central**	41	--	--
	Contract Facility-Western**	117	--	--
Federal	Federal Prisons	18	--	--
Total	DOC Total	36,810	25,690	142.9


*SCI Waymart Population includes 95 inmates in the Waymart Forensic Treatment Center and is not included in the percent of capacity of SCI Waymart.

** Does not include the 1,121 parolees of CCC's & Contract Facilities or the 359 halfway back population.

***Inmate Population includes inmates currently housed in the Cambria County Prison.



**PENNSYLVANIA DEPARTMENT OF CORRECTIONS
MONTHLY POPULATION REPORT
AS OF DECEMBER 31, 2000**




Physically Present Population Breakdown									
Institution	General Population	Restricted	Restricted	Mental	Drug/	Diagnostic	Special	Infirmary	DOC Physically Present Total
		Housing AC	Housing DC	Health Units	Alcohol/TC/Units	Classification Unit	Needs Unit		
Albion	1,538	25	68	0	226	0	98	2	1,957
Cambridge Springs	640	1	8	0	0	0	0	0	649
Camp Hill	784	84	53	0	223	1983	70	19	3,216
Chester	620	3	0	0	243	0	0	7	873
Coal Township	1,468	19	60	0	0	0	99	8	1,654
Cresson	1,013	16	12	10	52	0	126	6	1,235
Dallas	1,606	30	81	0	63	0	90	13	1,883
Frackville	846	18	75	8	0	0	53	0	1,000
Graterford	2,099	16	261	15	47	606	17	12	3,073
Greene	1,197	271	144	0	0	0	52	9	1,673
Greensburg	773	5	28	0	0	0	25	0	831
Houtzdale	1,532	13	77	0	124	0	61	11	1,818
Huntingdon	1,607	31	118	0	36	0	134	0	1,926
Laurel Highlands	317	2	6	0	0	0	45	0	370
Mahanoy	1,749	13	91	0	0	0	101	9	1,963
Mercer	1,049	4	3	0	0	0	0	5	1,061
Muncy	589	5	34	8	52	76	62	6	832
Pittsburgh	1,273	71	139	16	0	140	72	14	1,725
Quehanna Boot Camp	231	0	0	0	0	0	0	0	231
Retreat	790	6	32	0	0	0	0	4	832
Rockview	1,768	19	83	0	0	0	0	13	1,883
Smithfield	1,131	12	19	0	0	0	22	11	1,195
Somerset	1,487	18	88	0	280	0	87	5	1,965
Waymart*	1,002	5	15	95	96	0	45	4	1,262
Waynesburg	467	5	2	0	0	0	0	0	474
CCC - Eastern**	59	--	--	--	--	--	--	--	59
CCC - Central**	153	--	--	--	--	--	--	--	153
CCC - Western**	68	--	--	--	--	--	--	--	68
Contract Facility-Eastern**	346	--	--	--	--	--	--	--	346
Contract Facility-Central**	41	--	--	--	--	--	--	--	41
Contract Facility-Western**	117	--	--	--	--	--	--	--	117
Federal Prisons	18	0	0	0	0	0	0	0	18
DOC Total	28,378	692	1497	152	1442	2,805	1259	158	36,383

*SCI Waymart Population includes 95 inmates in the Waymart Forensic Treatment Center.

** Does not include the 1,121 parolees of CCC's & Contract Facilities or the 359 halfway back population.



**PENNSYLVANIA DEPARTMENT OF CORRECTIONS
MONTHLY POPULATION REPORT
AS OF DECEMBER 31, 2000**




PA DOC Monthly Population Summary					
Institution	DOC Physically Present Total	On Furlough	In Local Hospital	Authorized Temporary Absence	Total Institution Population
Albion	1,957	0	0	19	1,976
Cambridge Springs	649	0	0	6	655
Camp Hill	3,216	0	1	70	3,287
Chester	873	0	0	0	873
Coal Township	1,654	0	0	22	1,676
Cresson***	1,235	0	0	68	1,303
Dallas	1,883	0	1	12	1,896
Frackville	1,000	0	1	6	1,007
Graterford	3,073	0	1	51	3,125
Greene	1,673	0	0	18	1,691
Greensburg	831	0	0	7	838
Houtzdale	1,818	0	0	21	1,839
Huntingdon	1,926	0	1	8	1,935
Laurel Highlands	370	0	0	1	371
Mahanoy	1,963	0	0	16	1,979
Mercer	1,061	0	1	2	1,064
Muncy	832	0	0	9	841
Pittsburgh	1,725	0	7	15	1,747
Quehanna Boot Camp	231	0	0	0	231
Retreat	832	0	0	12	844
Rockview	1,883	0	1	10	1,894
Smithfield	1,195	0	0	9	1,204
Somerset	1,965	0	0	11	1,976
Waymart	1,262	0	0	16	1,278
Waynesburg	474	0	0	4	478
CCC - Eastern**	59	--	--	--	59
CCC - Central**	153	--	--	--	153
CCC - Western**	68	--	--	--	68
Contract Facility-Eastern**	346	--	--	--	346
Contract Facility-Central**	41	--	--	--	41
Contract Facility-Western**	117	--	--	--	117
Federal Prisons	18	0	0	0	18
DOC Total	36,383	0	14	413	36,810

** Does not include the 1,121 parolees of CCC's & Contract Facilities or the 359 halfway back population.

*** SCI Cresson authorized temporary absence population includes 58 inmates currently housed in the Cambria County Prison.



**PENNSYLVANIA DEPARTMENT OF CORRECTIONS
MONTHLY POPULATION REPORT
AS OF DECEMBER 31, 2000**



PA DOC POPULATION CHANGE						
Institution	Current Month	One Month Prior	One Month Increase/Decrease	One Year Prior	One Year Increase/Decrease	One Year % Change
Albion	1,976	1,990	-14	1,951	25	1.3
Cambridge Springs	655	645	10	584	71	12.2
Camp Hill	3,287	3,326	-39	3,152	135	4.3
Chester	873	868	5	993	-120	-12.1
Coal Township	1,676	1,675	1	1,642	34	2.1
Cresson	1,303	1,324	-21	1,261	42	3.3
Dallas	1,896	1,898	-2	1,810	86	4.8
Frackville	1,007	998	9	1,010	-3	-0.3
Graterford	3,125	3,124	1	3,166	-41	-1.3
Greene	1,691	1,691	0	1,697	-6	-0.4
Greensburg	838	816	22	837	1	0.1
Houtzdale	1,839	1,818	21	1,811	28	1.5
Huntingdon	1,935	1,903	32	1,977	-42	-2.1
Laurel Highlands	371	372	-1	394	-23	-5.8
Mahanoy	1,979	1,983	-4	1,964	15	0.8
Mercer	1,064	1,054	10	1,041	23	2.2
Muncy	841	860	-19	930	-89	-9.6
Pittsburgh	1,747	1,781	-34	1,747	0	0.0
Quehanna Boot Camp	231	175	56	203	28	13.8
Retreat	844	843	1	823	21	2.6
Rockview	1,894	1,883	11	2,131	-237	-11.1
Smithfield	1,204	1,216	-12	1,196	8	0.7
Somerset	1,976	1,968	8	1,778	198	11.1
Waymart	1,278	1,293	-15	1,207	71	5.9
Waynesburg	478	481	-3	458	20	4.4
SCI Total	36,008	35,985	23	35,763	245	0.7
CCC - Eastern	59	59	0	91	-32	-35.2
CCC - Central	153	144	9	118	35	29.7
CCC - Western	68	63	5	76	-8	-10.5
CCC Total**	280	266	14	285	-5	-1.8
Contract Facilities**	504	445	59	319	185	58.0
Federal Prisons	18	18	0	17	1	5.9
DOC Total	36,810	36,714	96	36,384	426	1.2

** Does not include the 1,121 parolees of CCC's & Contract Facilities or the 359 halfway back population.