

Inmate Visitation System (IVS)

Joining a Call as a Visitor

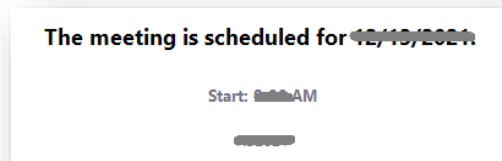
Using **iOS** Devices

Zoom Visits

Updated December 07, 2021


Inmate Visitation System

- A PA DOC visitation participant may join the video visit 5 minutes before the scheduled start time. **If you attempt to join early, you will not be allowed to join the visit and may receive the message as below.**



- The video visit URL can be found in:
 - The automated confirmation email received when the visit was scheduled.
 - Within the inmate visitation system under the visitors account. The URL is listed under upcoming visits.

Upcoming Visits (to join a Video Visit you may click Video Call URL)

Visit Datetime	Inmate Name	Inm No.	Participants	Visit Type	Location
12/17/2021 08:15 AM - 09:00 AM				Video Visit	 Video Call URL

Inmate Visitation System

- Clicking the URL from email or from the IVS website will direct you to the Zoom Video Conferencing website (<https://zoom.us>) where you will select **Launch Meeting** to join the visit. The Meeting ID will automatically populate but you must enter your name or email address.

Meeting ID and Password: The meeting ID and password's are different for each Visitation

Joining Visitation (iOS Devices)

- Tablets and Mobile Phones using iOS (Examples)
 - iPhone
 - iPad

- What to do before my scheduled video visit?


Download the [Zoom Cloud Meetings](#) Mobile Application from the [App Store](#) and Install



Joining Visitation (iOS Devices)

- What do I need to do to connect my visit?
 - Join by clicking “Video Call URL” listed in Inmate Visitation System under upcoming visits

Upcoming Visits (to join a Video Visit you may click Video Call URL)

Visit Datetime	Inmate Name	Inm No.	Participants	Visit Type	Location
12/17/2021 08:15 AM - 09:00 AM				Video Visit	 Video Call URL

(OR)

- Join by using URL, from the automated confirmation email

(OR)

- Join by using Zoom Meeting app by entering Meeting ID and Password communicated through automated confirmation email.

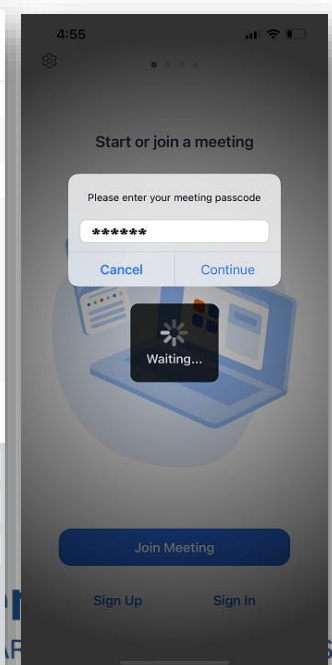
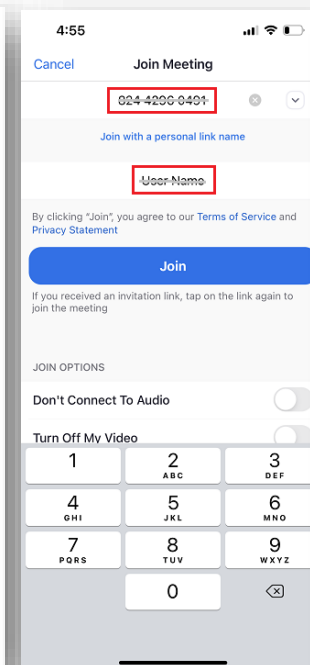
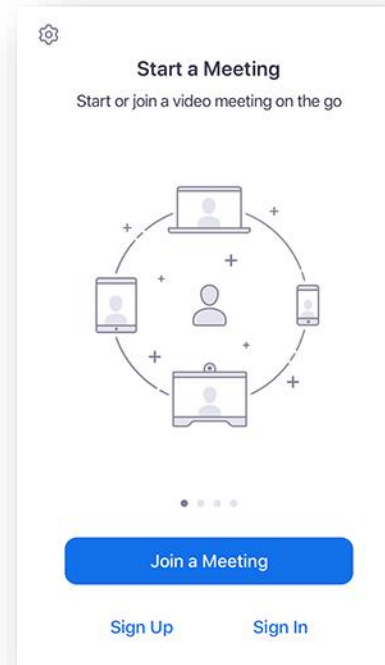
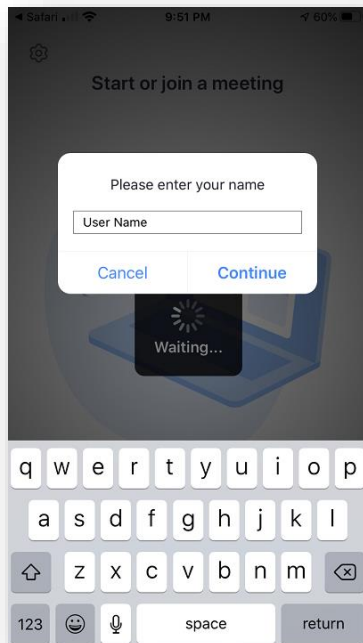
Joining Visitation (iOS Devices)

■ Joining using URL

- Zoom meeting app is launched with prepopulated Meeting ID and Password
- Enter your name
- Select “**Continue**”

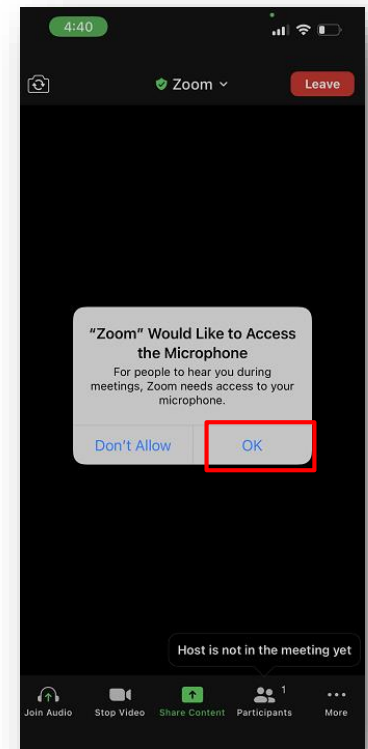
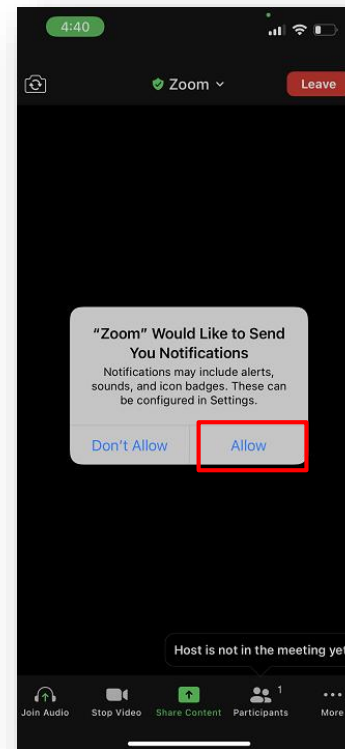
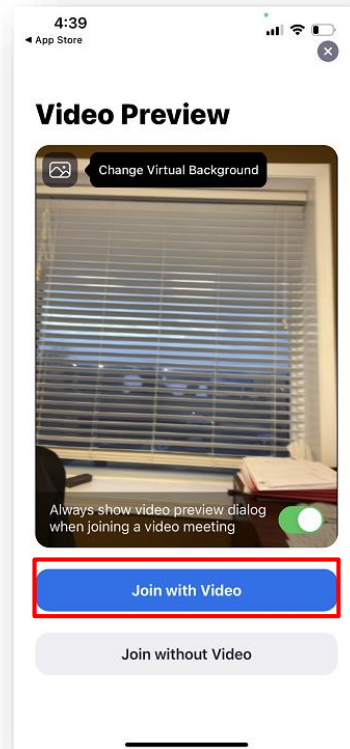
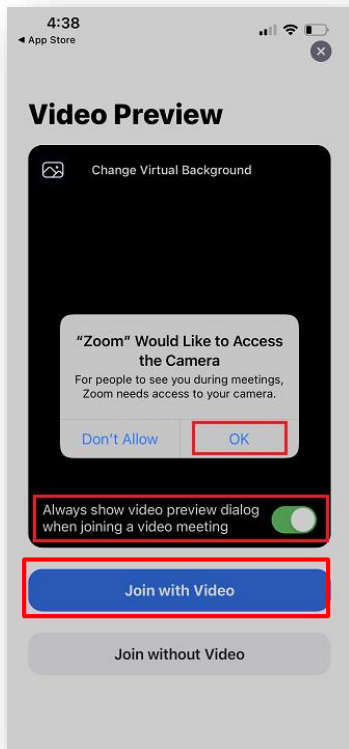
■ Joining using Zoom App

- Open Zoom app
- Select “**Join a Meeting**”
- Enter meeting id, your name and select “**Join**”
- Enter meeting passcode and select “**Continue**”



Joining Visitation (iOS Devices)

- Accept Zoom Meeting Notifications as **Marked**



Joining Visitation (iOS Devices)

- Accept Zoom Meeting Notifications as **Marked**

